




### Checklist for Geode seismic kit equipment

Computer	Laptop GETAC (large)	One of 0, 1, 2.	
	Laptop wall plug charger		
	Laptop car charger adaptor		
	Spare laptop batteries		
	Separate GETAC battery charger for 2 x laptop batteries		
	USB dongle if license is needed for 2d-inv		
Station	Geode station	(medium yellow box)	
	Cable for battery connect		
	Cable for laptop Ethernet connect		
	Interface laptop/station	Grey small box with blue led	
	User manual		
12 V Batteries	1 + 1 spare minimum		
	Wall plug 12 V charger 2x		
Spools	1 x large black spool	Black with red connectors, two electrodes on each connector	
Geophones	At least 24 working geophones. P high freq. (standard).		
	Special use: S geophones		
	Special use: low freq P geophones		
Sledgehammer+trigger	One sledgehammer with working trigger		
Trigger cable	One cable to connect trigger far from station	Blue medium spool	
Measuring tools	Trundle (measuring) wheel		
	Tape measures		
Positioning tools	GPS rover emlid receiver		
	GPS base emlid receiver		
	2 x Poles for GPS receivers <i>not mandatory if GPS on ground level</i>		
	Emlid app on smartphone		
	Passwd: emlidreach		
	Save CSV to smartphone!!		
Transporting gear	Puncture-proof wheel cart		
First aid kit			
Hi-vis jackets			